

## December 2011 GreenLights

### 2011 COMES TO A CLOSE

GreenX traded just over 24 million tonnes in December with roughly 15,000 EUA Futures contracts and 9,000 CER Futures. Total trading volumes on GreenX for 2011 closed the year at 451,765 contracts, an increase of 322% over 2010.

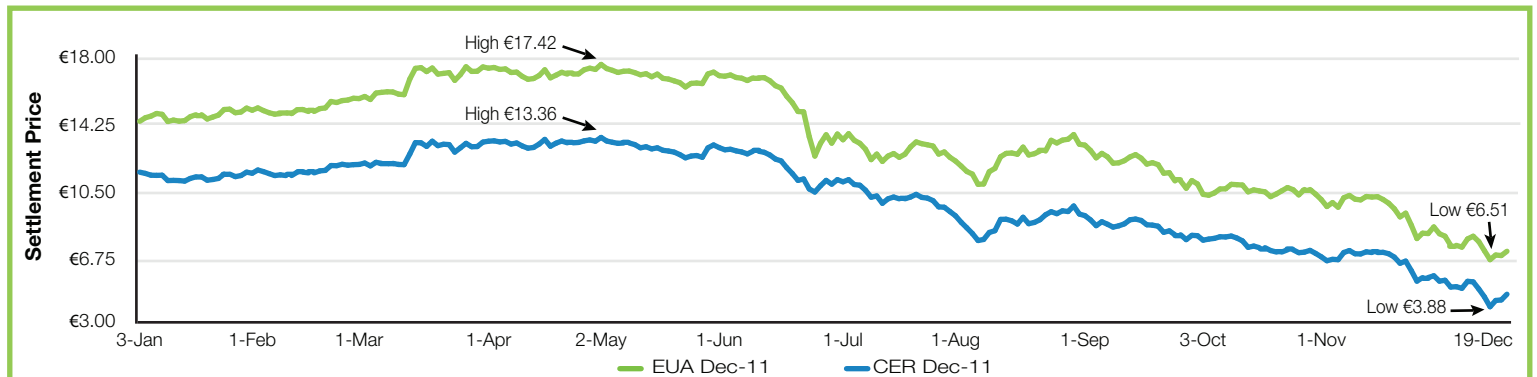
### DECEMBER DELIVERY

Open Interest reached a record high in December at 140,188 contracts, and finished the year at 88,509 after December expirations. The Dec11 EUA and CER futures expiry was the largest settlement on GreenX to date with 33,467 contracts taken to physical delivery.

### ADDITIONAL LISTINGS FOR EUA FUTURES CONTRACT (2016 - 2020)

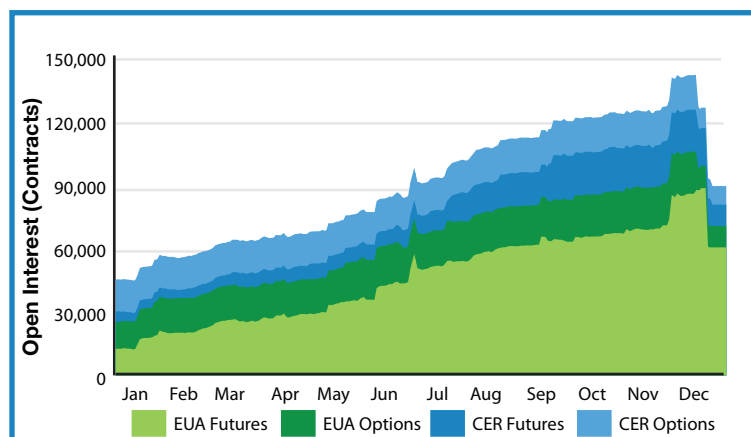
GreenX intends to list five additional contract months for the In Delivery Month European Union Allowance (EUA) Futures contract through December 2020, effective Sunday, January 22nd for trade date Monday, January 23rd. The added contracts will be listed for trading on CME Globex® and for submission for clearing through CME ClearPort®.

### EUA and CER Price Development (2011)



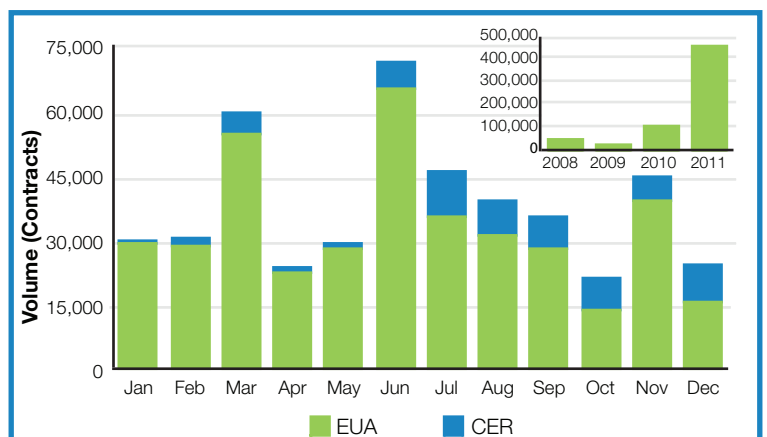
Source: GreenX

### Open Interest Growth by Contract (2011)



Source: GreenX

### Monthly Volumes (2011)



Source: GreenX

Product	Key Figures: December 2011					
	Screen Volume	OTC Cleared	Volume (total)	YTD	Settlement Price	Open Interest
<b>IDM EUA Futures</b>	3,047	11,887	14,934	373,513		58,932 (29.0%)
DEC 11	1,332	4,344	5,676	195,311	N/A	0 (100%)
DEC 12	1,307	4,855	6,162	116,667	€7.25 (16.9%)	29,966 (2.5%)
DEC 13	393	2,141	2,534	47,799	€7.91 (15.4%)	18,883 (2.4%)
DEC 14	15	547	562	13,666	€8.43 (15.1%)	10,083 (0.1%)
<b>Daily EUA Futures</b>	0	0	0	1,451	€6.89 (17.1%)	N/A
<b>IDM CER Futures</b>	77	9,008	9,085	64,621		8,037 (55.7%)
DEC 11	22	3,008	3,030	27,488	N/A	0 (100%)
DEC 12	55	6,000	6,055	37,133	€4.21 (23.7%)	8,037 (26.3%)
<b>CERplus Futures</b>	0	0	0	405	€5.02 (15.3%)	405 (0%)
<b>CCA Futures</b>	0	0	0	25		25 (0%)
DEC 12	0	0	0	25	\$15.00 (1.6%)	25 (0%)
DEC 13	0	0	0	0	\$15.75 (1.5%)	0
DEC 14	0	0	0	0	\$16.75 (1.5%)	0
<b>Total Futures</b>	3,124	20,895	24,019	440,515		68,409 <sup>1</sup> (33.3%)
<b>IDM EUA Options</b>	0	0	0	8,250		10,500 (46.8%)
<b>IDM EUA Serial Options</b>	0	0	0	2,000		0
<b>IDM CER Options</b>	0	0	0	1,000		9,600 (41.1%)
<b>IDM CER Serial Options</b>	0	0	0	0		0
<b>Total Options</b>	0	0	0	11,250		20,100 (44.2%)
<b>Total EUA</b>	3,047	11,887	14,934	385,214		69,577 (32.4%)
<b>Total CER</b>	77	9,008	9,085	66,026		18,907 (47.0%)
<b>Total CCA</b>	0	0	0	25		25 (0%)
<b>Total Screen</b>			3,124	154,834		
<b>Total OTC</b>			20,895	296,931		
<b>GRAND TOTAL</b>	3,124	20,895	24,019	451,765		88,509 (36.1%)

<sup>1</sup> Includes open interest in legacy EUA (RC) and CER (VA) futures contracts.

Note: All numbers given in contracts, where 1 contract equals 1,000 EUAs or 1,000 CERs

Source: GreenX

### EU/UK Contacts

**Wouter de Klein** Senior Manager, Client Accounts  
Tel: +44 (0) 20 7464 4185  
E-mail: Wouter.deKlein@theGreenX.com

**Gavin Tait** Senior Manager, Client Accounts  
Tel: +44 (0) 20 7464 4184  
E-mail: Gavin.Tait@theGreenX.com

### US Contacts

**John Melby** Managing Director, North American Markets  
Tel: +1 (858) 504 0333  
E-mail: John.Melby@theGreenX.com

**Andrew Pisano** Senior Manager, Marketing & Development  
Tel: +1 (212) 299 2557  
E-mail: Andrew.Pisano@theGreenX.com

### Disclaimer:

The information within this presentation has been compiled by GreenX for general purposes only. GreenX assumes no responsibility for any errors or omissions. Additionally, the above information is provided for explanation purposes only, and should not be considered investment advice or the results of actual market experience. This information does not constitute a solicitation for the purchase or sale of any futures or options. This communication does not constitute a Prospectus, nor is it a recommendation to buy, sell or retain any specific investment. This communication is for the exclusive use of Professional Clients only and must not be relied upon by Private Clients who should take independent financial advice. Circulation must be restricted accordingly.

Futures trading is not suitable for all investors, and involves the risk of loss. Futures are a leveraged investment, and because only a percentage of a contract's value is required to trade, it is possible to lose more than the amount of money deposited for a futures position. Therefore, traders should only use funds that they can afford to lose without affecting their lifestyle and only a portion of those funds should be devoted to any one trade as traders cannot expect to profit on every trade. All references to options refer to options on futures. All references to specifications herein are made subject to and are superseded by official GreenX rules. Current rules should be consulted in all cases concerning contract specifications.

GreenX, its associates and its products are promoted in Europe by CME Marketing Europe Limited. CME Marketing Europe Limited is authorized and regulated by the Financial Services Authority.

Green Exchange®, The Green Exchange and Design®, GreenX® and CERplus<sup>SM</sup> are trademarks and service marks of Green Exchange LLC. CME and Globex are trademarks of Chicago Mercantile Exchange Inc. used here under license. ClearPort and NYMEX are trademarks of New York Mercantile Exchange, Inc. used here under license. All other trademarks are held by their respective owners.